






T-REX 450 MANUAL

Version 1.0








Version 1.0 by T.Fransson, Sweden, 2004-09-09

Parts included

 <p>1 全套零件組</p>	 <p>2 機身貼紙</p>	
 <p>3 主旋翼固定座</p>	 <p>4 3X3止泡螺絲X1 ●2.3X11TX1 ●3.17X11TX1 ●3.17X13TX1</p>	 <p>5 六角板手 螺絲起子 缺氧膠 零件盒x2</p>

Parts needed (Futaba S3107 servos will fit perfect)

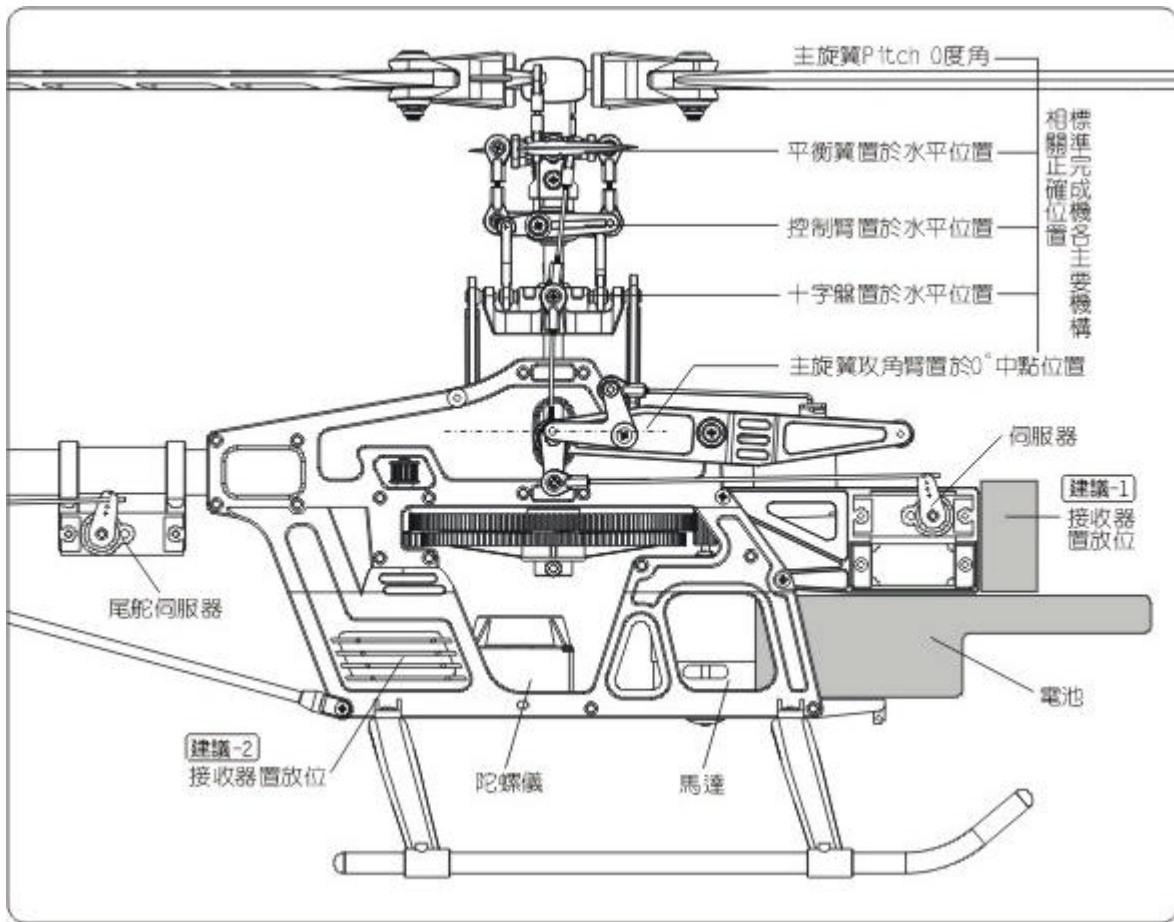
 <p>接收機 (6動以上)</p>	 <p>陀螺儀</p>	 <p>發射機 (七動直昇機模式遙控器)</p>  <p>電子變速器 (25A以上)</p>  <p>9g迷你伺服器x4個</p>
---	--	---

Motor and Battery (3S LiPo 1500-2000mA, 400 size motor KV2800-3700)

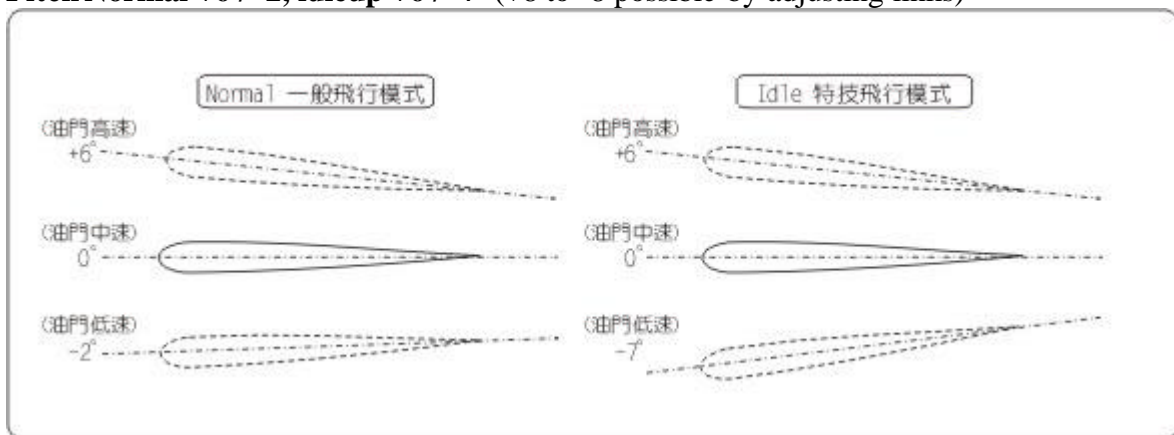
 <p>400型無刷馬達 (2800-3000KV配合131主齒 3500-4000KV配合111馬達主齒)</p>	 <p>鋰電池 (3C11-1V 1900-2000mAh)</p>
---	--

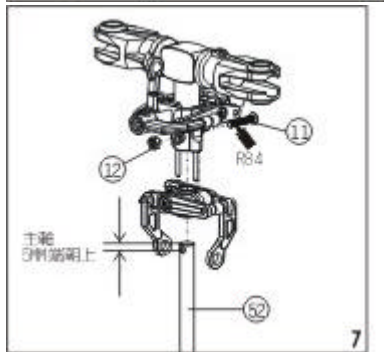
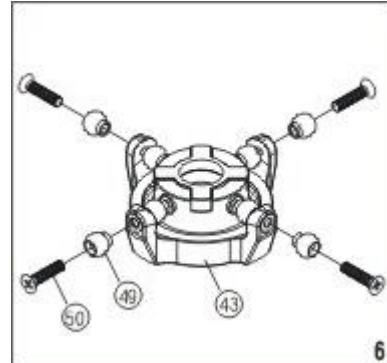
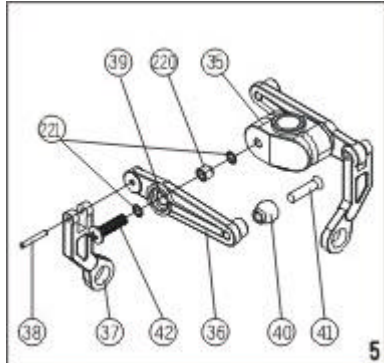
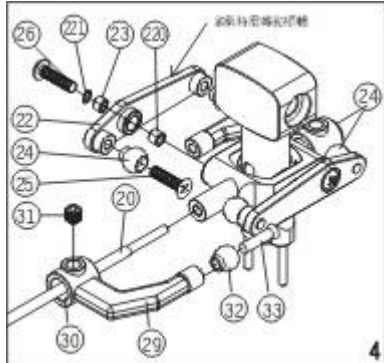
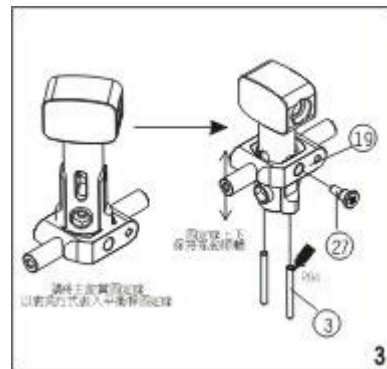
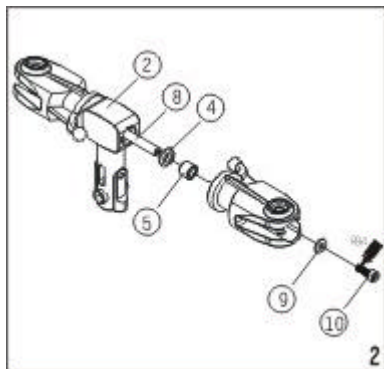
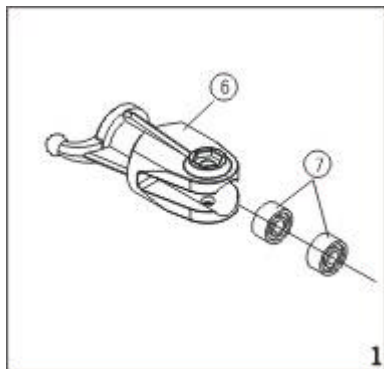
Tools needed for the build

 <p>剪刀</p>	 <p>刀子</p>	 <p>瞬間膠</p>	 <p>斜口鉗</p>	 <p>尖嘴鉗</p>
---	---	--	---	--



Pitch Normal +6 / -2, idleup +6 / -7 (+8 to -8 possible by adjusting links)

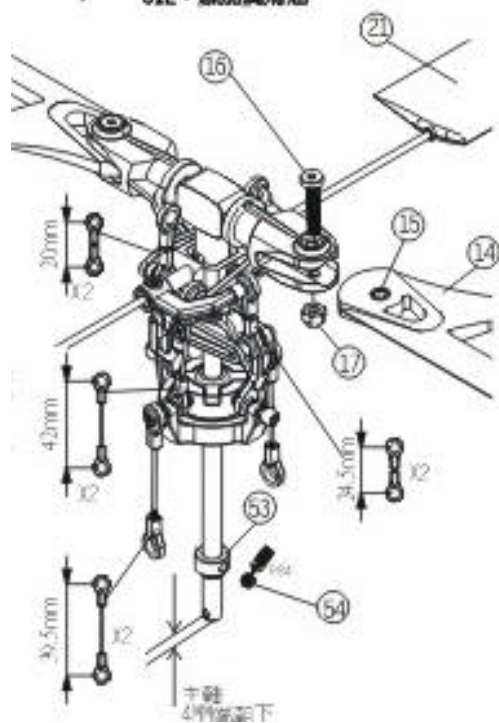


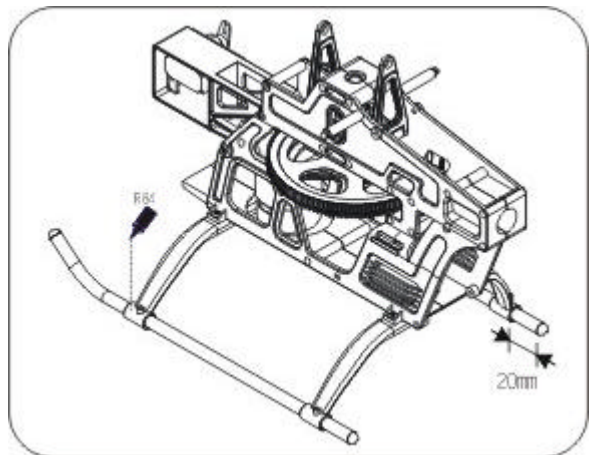
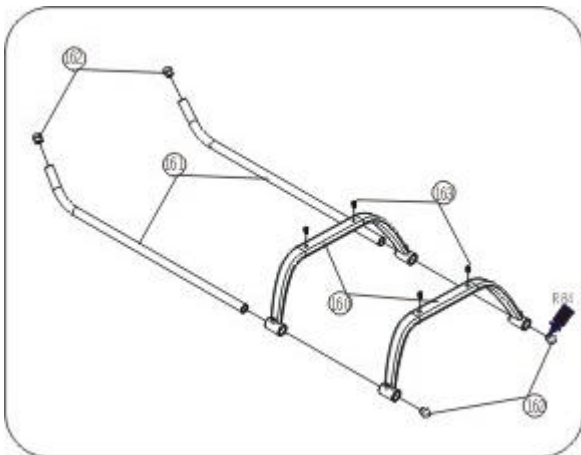
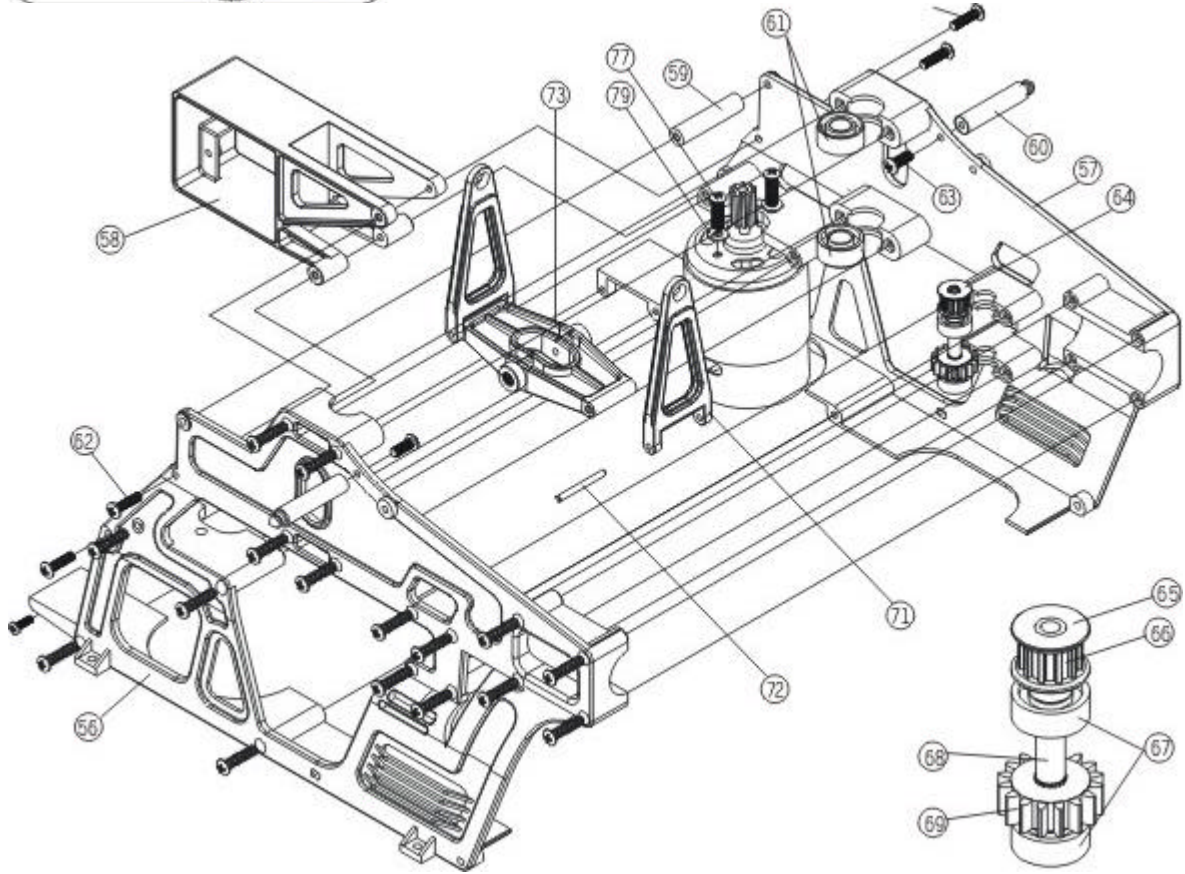
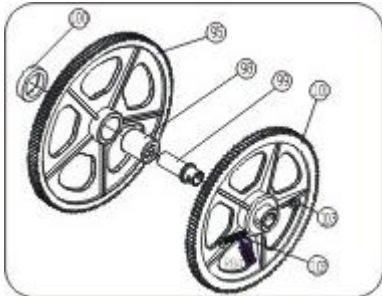


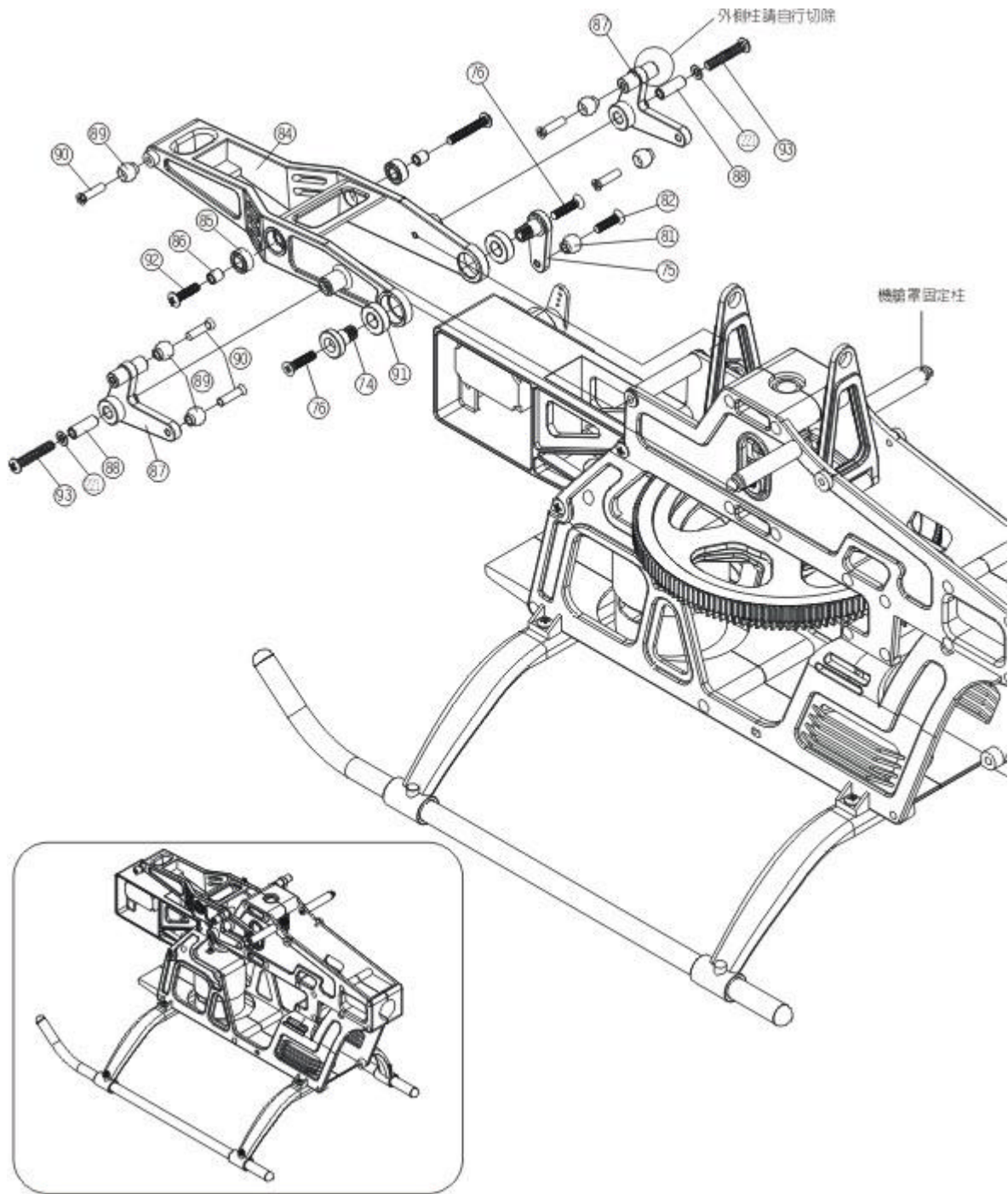
請看下列號之組裝步驟，請配合上圖或下圖，以確保使用及可靠。

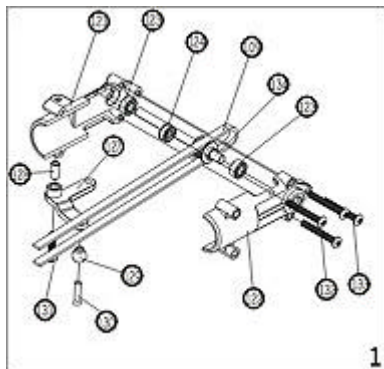


CA：使用瞬間膠固定
 R84：使用缺氣膠固定
 OIL：添加潤滑油

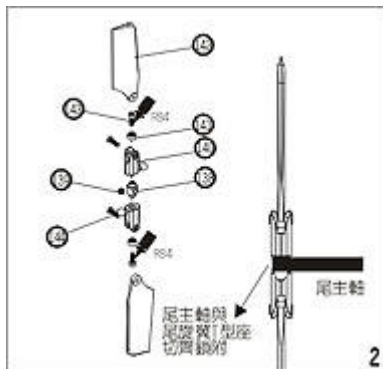




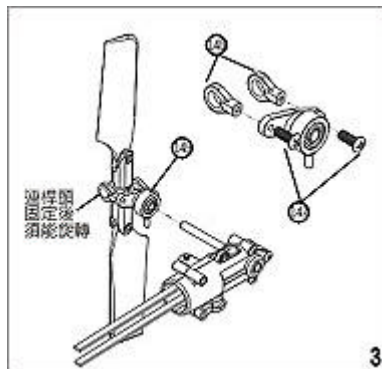




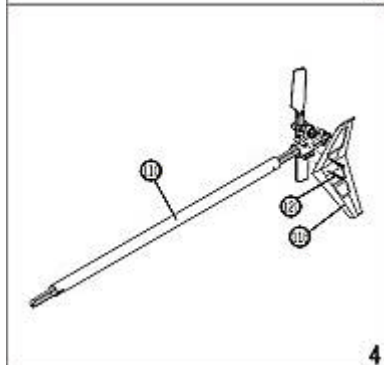
1



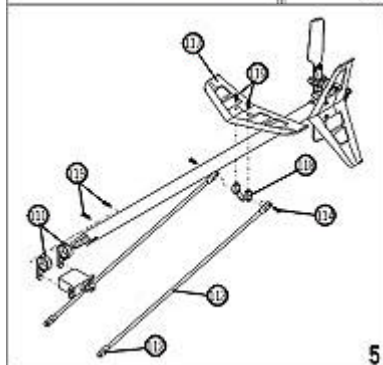
2



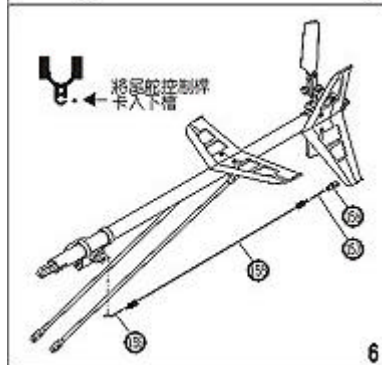
3



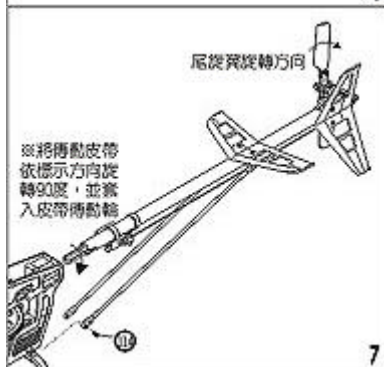
4



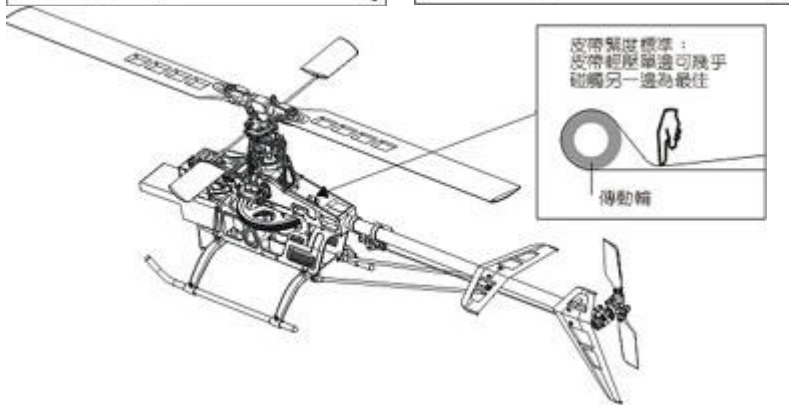
5















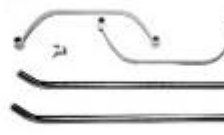






















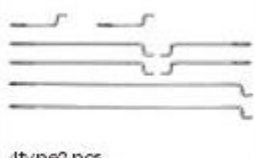



6



7



 <p>1set</p>	 <p>1set</p>	 <p>1set</p>	 <p>4pcs</p>
<p>HS1000主旋翼組</p>	<p>HS1001主旋翼夾座組</p>	<p>HS1002主旋翼固定座組</p>	<p>HS1003橫軸</p>
 <p>1set</p>	 <p>1set</p>	 <p>2pcs</p>	 <p>1set</p>
<p>HS1004平衡桿固定座組</p>	<p>HS1005平衡翼組</p>	<p>HS1006平衡桿</p>	<p>HS1007向位器控制組</p>
 <p>1set</p>	 <p>1set</p>	 <p>1set</p>	 <p>2pcs</p>
<p>HS1008十字盤組</p>	<p>HS1009升降控制組</p>	<p>HS1010攻角控制臂</p>	<p>HS1011主軸</p>
 <p>1set</p>	 <p>1set</p>	 <p>1set</p>	 <p>2pcs</p>
<p>HS1012機身組</p>	<p>HS1013尾傳動軸組</p>	<p>HS1014鏈架組</p>	<p>HS1015尾管組</p>
 <p>2pcs</p>	 <p>2pcs</p>	 <p>1set</p>	 <p>1set</p>
<p>HS1016尾管支撐架組</p>	<p>HS1017尾舵控制連桿組</p>	<p>HS1018垂直水平尾翼組</p>	<p>HS1019尾旋翼組</p>
 <p>1set</p>	 <p>4pcs</p>	 <p>1set</p>	 <p>1set</p>
<p>HS1020尾傳動座組</p>	<p>HS1021尾翼主軸組</p>	<p>HS1022尾旋翼控制組</p>	<p>HS1023尾旋翼夾座組</p>

 <p>10 pcs</p> <p>HS1024連桿頭(短)</p>	 <p>10 pcs</p> <p>HS1025連桿頭(長)</p>	 <p>1 pcs</p> <p>6x10x12 mm</p> <p>HS1026單向軸承</p>	 <p>1 pcs</p> <p>ø803 17x26x5 mm</p> <p>HS1027軸承</p>
 <p>4 pcs</p> <p>ø85 5x11x5 mm</p> <p>HS1028軸承</p>	 <p>4 pcs</p> <p>ø93 3x8x4 mm</p> <p>HS1029軸承</p>	 <p>4 pcs</p> <p>MR63 3x6x2.5 mm</p> <p>HS1030軸承</p>	 <p>4 pcs</p> <p>MR83 3x8x3 mm</p> <p>HS1031軸承</p>
 <p>4 pcs</p> <p>MR84 4x8x3 mm</p> <p>HS1032軸承</p>	 <p>4 pcs</p> <p>MR52 2x5x2.5 mm</p> <p>HS1033軸承</p>	 <p>4 type 2 pcs</p> <p>HS1034連桿</p>	 <p>4 type 2 pcs</p> <p>HS1035何板連桿</p>
 <p>1 pcs</p> <p>HS1036主炭翼固定座</p>	 <p>1 set</p> <p>HS1037機頭罩組</p>	 <p>HS1038皮帶</p>	